



Activities for 5-7s

Number 2, 07/04/2020


Activity 1: Read *Jessie & Friends: Sharing Pictures* – The Storybook

- Download and read *Jessie & Friends: Sharing Pictures* – the Storybook at www.thinkuknow.co.uk/parents/jessie-and-friends.
- Use questions to chat about the storybook. For example:
 - **Who did Tia want to send the pictures to at first?**
 - **How did more people end up seeing the pictures?**
 - **What made Mo feel sad?**
 - **How did Ms Humphrey help Jessie, Tia and Mo?**
- If you have a printer, print off the storybooks and ask your child to complete the activities on page 4 and 7.

No printer? Ask your child to draw a picture of a grown-up who helps them and, (if they can) write the grown-ups name, all the things they do to help your child, and/or what your child admires about them.

Activity 2: Learn the actions to the song!

- Re-watch the song on the *Jessie & Friends* cartoon, Episode 2 at www.thinkuknow.co.uk/parents/jessie-and-friends-videos/. Use the actions and lyrics sheets to sing along and learn the actions to the chorus.
- If your child would like to they could perform the song for others in their family - face-to-face or on video chat, with your support!



About Thinkuknow

Thinkuknow is the online safety education programme from the National Crime Agency. Once a fortnight, on Tuesdays, we will produce an activity sheet to help you support your child while schools are partially closed.

You'll find lots of support and advice for parents and carers on keeping your child safe online at www.thinkuknow.co.uk/parents/.



The Funny Tummy Song


Actions to accompany the chorus. Actions are based on British Sign Language (BSL).

Hands move in a circular motion around the stomach



If it makes you feel funny in your tummy

Hands move in a circular motion around the head



Worried

Clawed hand taps the chin



scared

Hand moves from the front of the face downwards to chest height



or sad

Hand moves straight across body



Then you must*

Hand moves outwards away from the face



tell

Hand moves up above the head




a grown up

Right hand moves down onto left palm



you trust

Fingers move from the head outwards



Like a teacher

3 fingers move up to and touch the forehead



or a mum

2 fingers cross over 2 fingers on the other hand



or dad

*please note that this is BSL for the word 'should'.
The actions can be made using either the left or right hand.



Activities for 5-7s

Number 2, 07/04/2020

The Funny Tummy Song

Jessie and Friends Episode 2

It's fun to share a picture
With friends and family
If someone else is in it, check they're happy for others to see
If somebody shares something
That makes you go 'Uh-oh'
You're not alone
Put down the phone
Here's what you need to know...

If it makes you feel funny
In your tummy
Worried, scared or sad
Then you must
Tell a grown up you trust
Like a teacher or a mum or dad

If it makes you feel funny
In your tummy
That something's no OK
It's not your fault
Just tell an adult
They'll help to make it go away,
they'll help to make it go away